

UNIJET 1000

7.5 kW; 11 kW; 15 kW; 20 kW (50Hz)


8.6 kW; 12.6 kW; 17.3 kW; 25.2 KW (60Hz)

Per l'aspirazione di fluidi diversi dall'aria non contaminata o a temperature superiori ai 40°C vi preghiamo di contattarci.

The standard side channel blowers/aspirators are designed to handle clean air up to a maximum of 40°C. Please contact us for special applications.

Motori costruiti secondo le norme CEI 2-3 (1988) ISOL. CL F PROT. IP 55 e certificati cCSAus

Motors construction conform with CEI 2-3 (1988) NORMS. ISOL. CL F PROT. IP 55, cCSAus certified

cCSAus file nr. 242079 

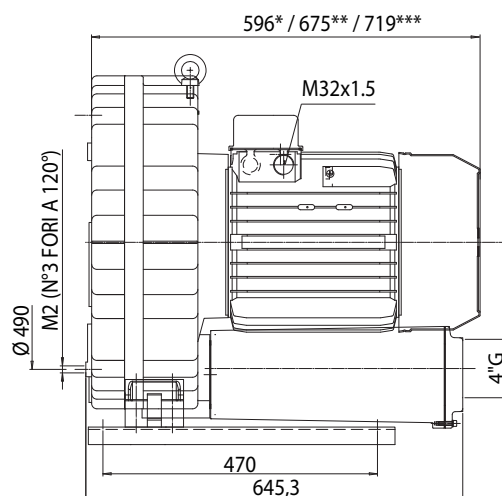
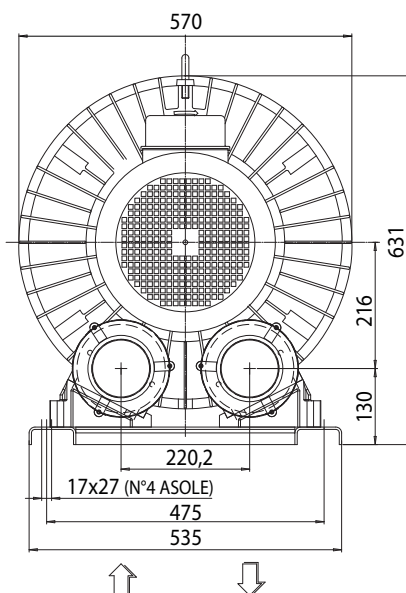


	Articolo Item code	kW	V	Hz	assorb. AMP absorbed AMPS	giri/min. r.p.m.	limite servizio max cont. duty S1 (mbar)	dB (A)*	peso (Kg) weight (Kg)
TRIFASE THREE-PHASE	083027	7.5	345-415 Δ	50	17.8	2900	-150 +130	82	119
	083027	8.6	380-480 Δ	60	17.7	3500	-75 +50	84	119
	083009	11	345-415 Δ	50	25.0	2930	-185 +155	82	140
	083009	12.6	380-480 Δ	60	25.8	3500	-155 +125	84	140
	083068	11	345-415 Δ	50	30.2	2950	-230 +195	82	140
	083068	12.6	380-480 Δ	60	26.7	3540	-175 +140	84	140
	083012	15	345-415 Δ	50	33.2	2960	-315 +265	82	155
	083012	17.3	380-480 Δ	60	33.9	3550	-245 +215	84	155
	083016	20	345-415 Δ	50	44.3	2970	-345 +390	82	180
	083016	25.2	380-480 Δ	60	48.1	3560	-390 +370	84	180

* Livello di pressione sonora rilevato secondo le Norme ISO 3746 - 1979 (E). Parametri: r=1 - Rumore di fondo 51 dB (A) - Strumento: Brüel & Kjær type 2232.

* Sound pressure level tested according to ISO regulation 3746 - 1979 (E). Parameters: r=1 - Background noise 51 dB (A) - Instrument: Brüel & Kjær type 2232.

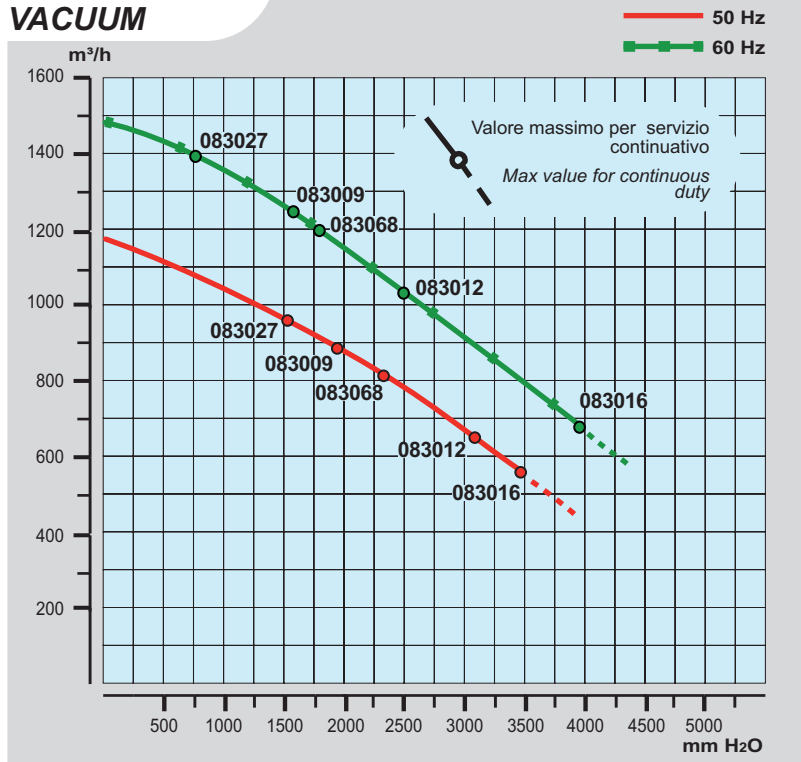
dimensioni:
dimensions:



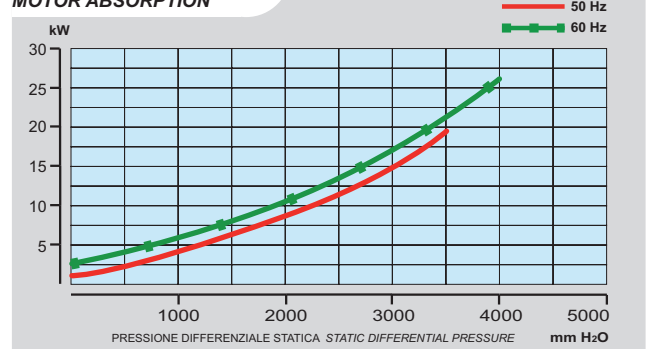
* (083027)
** (083009; 083068; 083012)
*** (083016)

le dimensioni sono espresse in millimetri
all dimensions are in mm

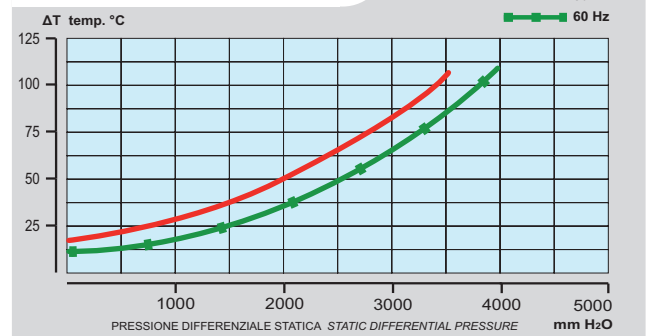
ASPIRAZIONE VACUUM



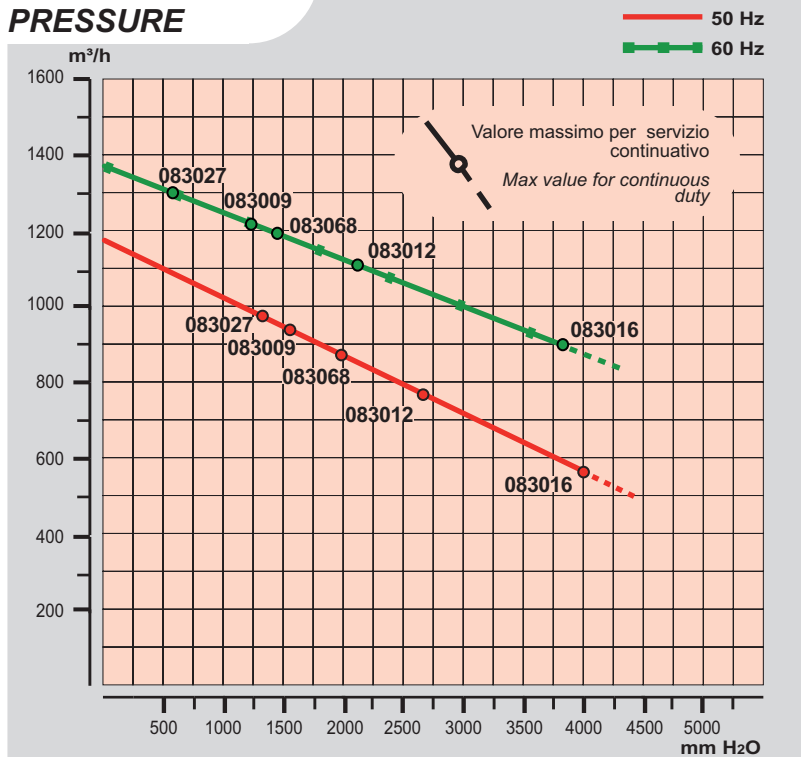
ASSORBIMENTO MOTORE MOTOR ABSORPTION



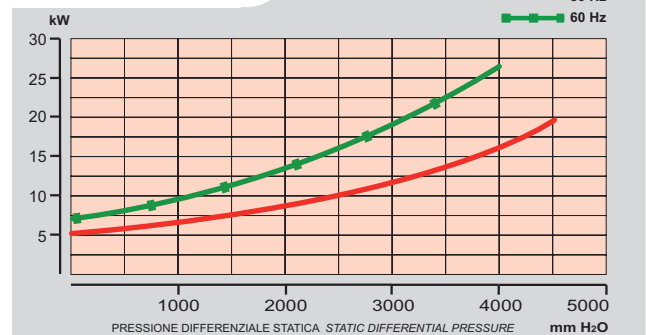
INCREMENTO TEMPERATURA ARIA AIR TEMPERATURE INCREASE



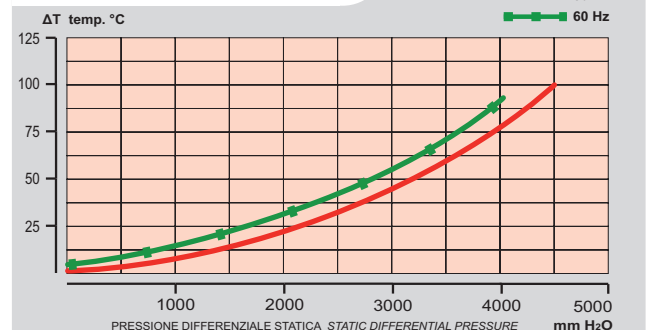
COMPRESSIONE PRESSURE



ASSORBIMENTO MOTORE MOTOR ABSORPTION



INCREMENTO TEMPERATURA ARIA AIR TEMPERATURE INCREASE



Tutti i dati della presente scheda tecnica si intendono indicativi e potranno essere modificati dalla casa in qualsiasi momento senza nessun preavviso.
La curva di aspirazione è riferita ad aria alla temperatura media di 20 °C e 1013 mbar sul raccordo di mandata.
La curva di compressione è riferita ad aria alla temperatura media di 20 °C e 1013 mbar sul raccordo di aspirazione.

All data is intended as an indication and may be modified without prior notice.

The vacuum curve is valid for pumping air, with a temperature of 20°C at the inlet flange and with a pressure of 1013 mbar at the discharge port.
The pressure curve is valid for pumping air, with an average temperature of 20°C and 1013 mbar at the inlet flange.

l/min = m³/h · 16,667
CFM = m³/h · 0,588
mbar = mm H₂O · 0,098
PSI = mm H₂O · 0,00142